

PROJECTOR OR FLAT PANEL?



WHAT SHOULD YOU LOOK FOR IN A SCREEN?

This guide will explore the importance of screen size, cost-effectiveness and image quality, helping you find the optimum display for your meeting room.

When you're choosing the right display for your business, there's a lot to consider. One of the first questions you might ask is: Do I need an all-in-one projector solution, a whiteboard or a flat panel?

Achieving the optimum display, with the correct visibility, is critical to getting the most from your meetings and on-screen content. One of the advantages of Epson projectors is that they offer a scalable screen size, to meet the varying requirements of rooms of all sizes.



LARGE MEETING AND CONFERENCE ROOMS

Viewing distance: 3 to 11 metres

Typical screen size: 100" to 500"

Meeting: One-to-many presentations and information sharing

Content: Presentations, spreadsheets and websites



MEDIUM SIZED MEETING ROOMS

Viewing distance: 2 to 3 metres

Typical screen size: 65" to 200"

Meeting: Collaborative environment, demanding desktop equivalence and remote access possibilities

Content: Interactive whiteboard documents and spreadsheets



SMALL MEETING AND TRAINING ROOMS

Viewing distance: 1 to 2 metres

Typical screen size: 30" to 65"

Meeting: One-to-one or one-to-many on-the-go presenting

Content: Presentations, videos and training modules

THE RIGHT SIZE FOR OPTIMUM VISIBILITY

It starts with finding the right screen size for your room. This simple choice is so important – you need to display content clearly to have effective meetings, while also ensuring that you adhere to health and safety standards. With a scalable solution that suits rooms of any size, Epson projectors make this decision easier than ever.

MEET MINIMUM SCREEN SIZE REQUIREMENTS WITH EASE


You wouldn't be comfortable working at a desk where the screen is too small – it's not good for your eyes, and can compromise the quality of on-screen content.

For the same reasons, you need a screen size that is correct for your meeting room – which is why Epson projectors exceed the health and safety standards for the equivalent desktop display experience. (EU Directive 90/270/EEC – Display Screen Equipment).

The screen size scalability and functionality of Epson projectors mean it's easy to ensure that content shown is not too small, is of high quality and clearly visible to all, taking into consideration viewing distances from the screen. That way, everyone in your meeting has the same opportunities to share and engage.

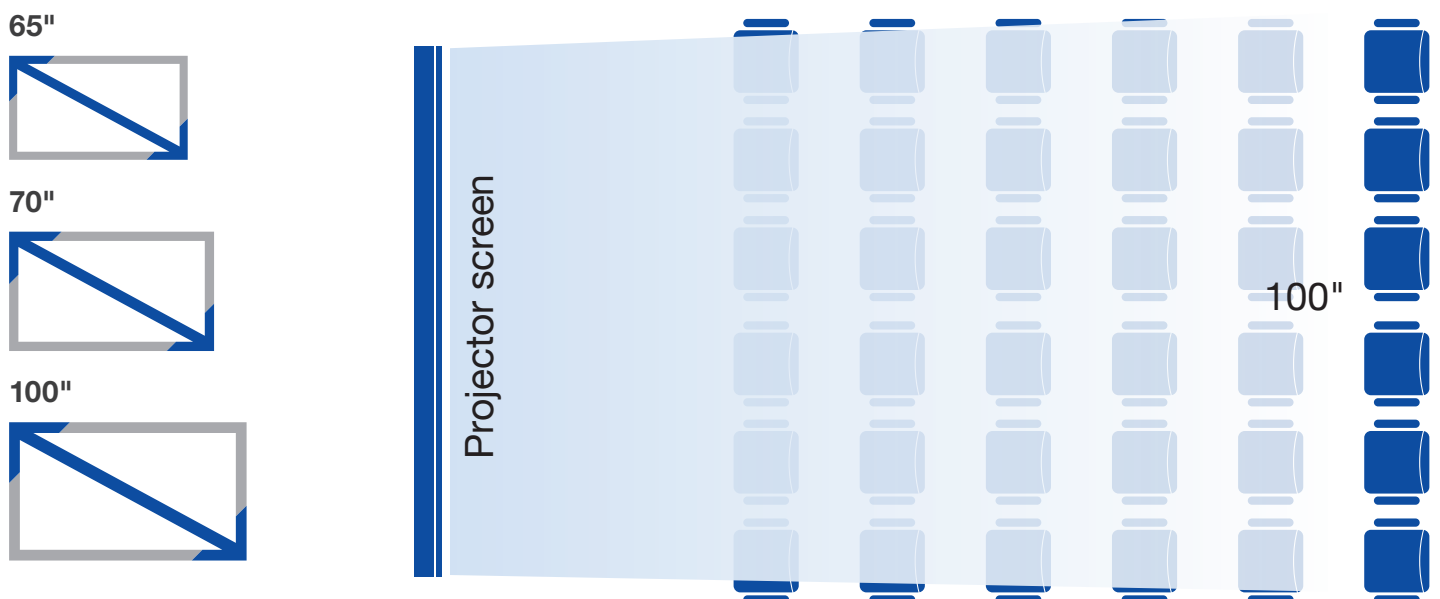
EFFECTIVE VIEWING DISTANCES

Despite the precision required to achieve the optimum display, it's easy to deliver effective presentations for varying viewing distances with a single projector, enabled by a scalable screen size which is not possible with traditional flat panel displays.




With the Snellen eyesight test, you can ensure you have the right screen size for your meeting room.

Those with 20/20 vision should be able to see line 8 of the chart from a distance of 20ft. If you can't, it may be an indicator that you do not have the right screen size for your meeting room.




Based on a typical room length of 6 metres




CHOOSING YOUR SOLUTION

Achieving the optimal screen size means replicating the average desktop experience for all participants in your meeting, including those furthest away from the screen.

According to the Snellen eye sight test, to make an image appear the same size when it is twice as far away, it needs to be twice as tall, or four times the size in area.



60" display feels like a 14" monitor



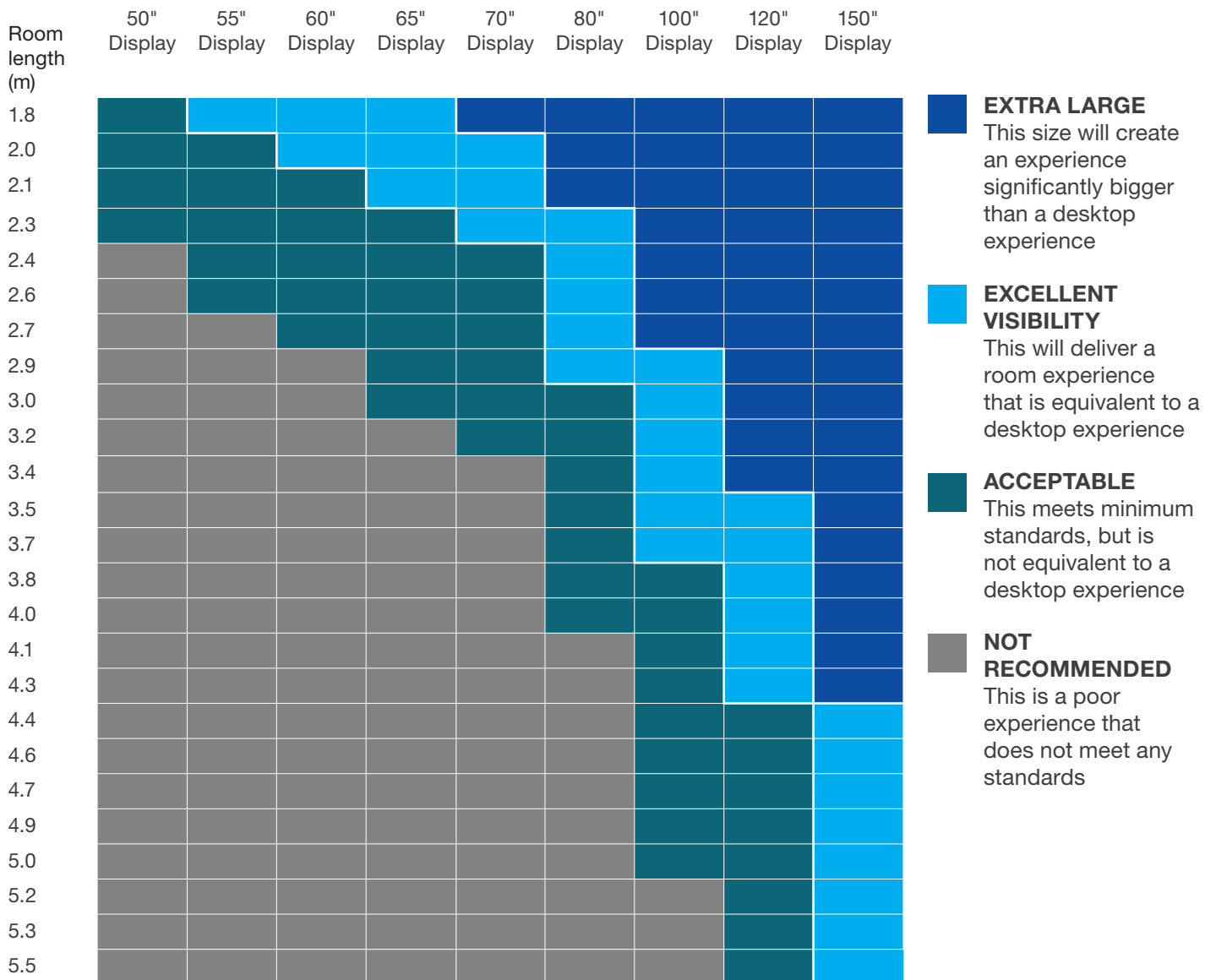
100" display feels like a 25.2" monitor

Based on a room size of 4 x 3 metres



SCALE TO YOUR SPACE

Use the chart below to find the optimal screen size for your meeting room: simply look up the room length on the left and scan across.



Note: Displays smaller than 80 inches are assumed to be 16:9, displays 80 inches or larger are assumed to be 16:10

COST-EFFECTIVE COLLABORATION

Epson also offers interactive projectors as an alternative to using separate screens, flip charts and whiteboards. Epson's meeting room solution means for just one fixed cost, you can have a flexible and scalable screen size that extends up to 500"¹.

Epson's all-in-one solution is only a fraction of the price of flat panel displays over 80". And because Epson projectors are significantly lighter than flat panel displays, they are easier and far more cost-effective to install. An Epson projector also offers similar connectivity ports to a flat panel display, and with no license fees or software costs, the solution generates measurable return on investment straight out of the box.

OPTIMISED COLLABORATION

In addition to offering optimum screen performance, Epson projectors are designed to integrate with your existing systems. With Epson's meeting room solutions, you can create a flexible, future-proof, dynamic meeting room, and unify communications to ensure a smooth workflow across all devices, at all times.



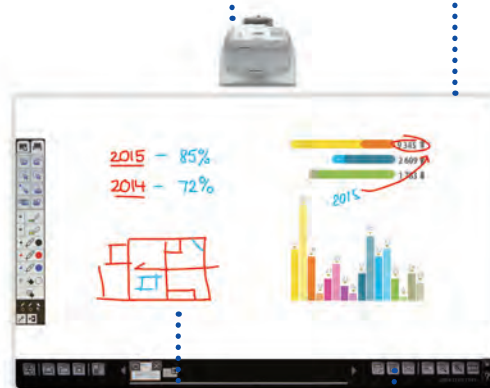
Collaborate via high quality video conferencing



Annotate with unrivalled precision



Project wirelessly from mobile devices

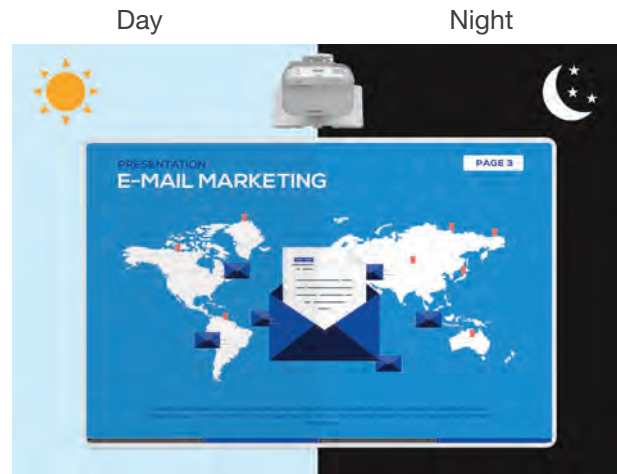


Save, share and print

QUALITY THAT'S EASY TO SEE

NO REFLECTION

Automatic light adjustment in Epson projectors detects the ambient light conditions in the room and changes the level of brightness accordingly, so you can view content clearly without glare.




UNRESTRICTED VIEWING

Some flat panels have restricted viewing angles, making it hard to see content on the screen when viewed from the side of a room. This, however, is not the case with Epson projectors, which have no blind spots, enabling everyone to easily view the content.

GENTLE ON THE EYE

Flat panel RGB screens can appear pixelated when viewed up close for long periods – such as during interactive presentations or prolonged collaboration – potentially causing strain to the eyes. On the other hand, projectors have less pixilation than flat panel displays, and with automatic light adjustment, they can be viewed in comfort for longer periods.





The benefits are clear: with a scalable screen size from Epson, you can deliver engaging meetings with high quality content, visible to all, in almost any room.

	Epson projectors		Flat panel
Size	Image size (diagonal)	Scalable up to 500" ¹	Average interactive flat panel 65" – 69" ²
	Adjustable size	Scalable	Fixed
	Impact	Correctly sized displays maximise visibility and impact, and encourage collaboration	Displays of an inappropriate size minimise impact, visibility, and restrict interaction



FIND OUT MORE AT:
www.epson.co.uk/meeting-solutions

1. Screen size of up to 500" based on Epson installation projectors.
2. Source: Futuresource Q415 – Western Europe - Corporate Flat Panels
3. Colour Brightness (Colour Light Output) measured in accordance with IDMS 15.4. Colour Brightness will vary depending on usage conditions. Leading Epson 3LCD business and education projectors compared to leading one-chip DLP projectors, based on NPD data for June 2013 through May 2014 and PMA Research data for Q1 through Q3 2013. For more information please visit www.epson.co.uk/CLO
4. Survey conducted by Futuresource Consulting Limited for the period from 2001 to 2015

For more information please contact:

Telephone: 01952 607111 (UK)*
 01 436 7742 (Republic of Ireland)
 E-mail: enquiries@epson.co.uk
 Chat: etalk.epson-europe.com
 Fax: 0871 222 6740

Web: www.epson.co.uk
www.epson.ie

* Local call rate.

Trademarks and registered trademarks are the property of Seiko Epson Corporation or their respective owners. Product information is subject to change without prior notice.

EPSON®